



## PRODUCT SPECIFICATION SHEET

### Tetrathionate Brilliant Green Bile Broth Medium (DM712I)

#### Intended Use

Tetrathionate Brilliant Green Bile Broth Medium (DM712I) is recommended for isolation and identification of *Salmonellae*, in compliance with IP

#### Product Summary and Explanation

*Salmonella* are gram-negative, facultatively anaerobic, non-sporulating, non-motile rods in the family *Enterobacteriaceae*. They are widely distributed in animals affecting mainly the stomach and the intestines. These organisms are difficult to differentiate biochemically from *Escherichia coli*. Mueller<sup>(1)</sup> first described Tetrathionate Broth, which was later modified by Kauffman.<sup>(2, 3)</sup> Tetrathionate Brilliant Green Bile Broth is used as an enrichment medium for *Salmonella*. Enrichment broth is usually recommended to facilitate the recovery of small numbers of *Salmonella* species.<sup>(4)</sup> Tetrathionate Bile Brilliant Green Broth Medium is prepared as per the recommendation of Indian Pharmacopoeia<sup>(5)</sup> and is used for isolation and identification of *Salmonella* species in the tests prescribed for sterility checking in the Pharmacopoeia. It is also used to detect *Salmonella* from pharmaceutical, foods, water and other materials of sanitary importance.

#### Principles of the Procedure

Tetrathionate Brilliant Green Bile Broth Medium contains peptone which provides nitrogenous nutrients for growth of *Salmonellae*. Brilliant green and ox-bile inhibit both gram-positive as well as some selected gram-negative organisms. They also prevent the growth of the anaerobic lactose fermenters such as *Clostridium perfringens*, which could give false positive reactions at 44°C. Potassium tetrathionate inhibits normal flora of faecal specimens. Organisms that have the enzyme tetrathionate reductase will grow and multiply in this medium due to the presence of Potassium tetrathionate. Calcium carbonate buffers sulfuric acid produced on reduction of tetrathionate. Sodium chloride helps in maintaining osmotic equilibrium.

#### Formula / Liter

Ingredients	Gms / Liter
Peptone	8.60
Dehydrated Ox bile	8.00
Sodium chloride	6.40
Calcium carbonate	20.00
Potassium tetrathionate	20.00
Brilliant green	0.07
Final pH: 7.0 ± 0.2 at 25°C	
Formula may be adjusted and/or supplemented as required to meet performance specifications	

#### Precautions

1. For Laboratory Use only.
2. IRRITANT. Irritating to eyes, respiratory system, and skin.
3. Due to the presence of calcium carbonate, the prepared medium forms opalescent solution with white precipitate.





## PRODUCT SPECIFICATION SHEET

### Directions

1. Suspend 63.07 grams of the medium in one liter of distilled water.
2. Heat just to boiling. Mix well and distribute into final containers.
3. DO NOT AUTOCLAVE OR REHEAT.

### Quality Control Specifications

<b>Dehydrated Appearance</b>	Light yellow to greenish yellow homogeneous free flowing powder
<b>Prepared Medium</b>	Bluish green coloured opalescent solution with white precipitate.
<b>Reaction of % Solution</b>	Not Applicable
<b>Gel Strength</b>	Not Applicable

**Expected Cultural Response:** Cultural characteristics observed after enrichment in Broth Medium I at 41-43°C for 18-24 hours, and then subcultured on Agar Medium K (DM297I) and Agar Medium L (DM044I) and incubated at 35-37°C for specified period.

Sr. No.	Organisms	Results to be achieved					
		Inoculum (CFU)	Growth	Observed Lot Value (CFU)	Recovery	Colour of colony	Incubation Period
	<b>Growth on Agar Medium K</b>						
1.	<i>Salmonella Typhimurium</i> ATCC 14028	50 -100	luxuriant	25 -100	≥50 %	red with black centres	18 -72 hrs
2.	<i>Salmonella Abony</i> NCTC 6017	50 -100	good-luxuriant	25 -100	≥50 %	red with black centres	18 -72 hrs
3.	<i>Salmonella Enteritidis</i> ATCC 13076	50 -100	luxuriant	25 -100	≥50 %	red with black centres	18 -72 hrs
4.	<i>Staphylococcus aureus</i> ATCC 6538	≥10 <sup>3</sup>	inhibited	0	0%	--	≥72 hrs
5.	<i>Escherichia coli</i> ATCC 8739	50-100	fair	10 -30	20 -30 %	yellow	18 -72 hrs
6.	<i>Escherichia coli</i> ATCC 9002	50-100	fair	10 -30	20 -30 %	yellow	18 -72 hrs

The organisms listed are the minimum that should be used for quality control testing.

### Test Procedure

1. Enrich the sample in a suitable enrichment medium.
2. Inoculate the pre-enriched culture in an appropriate amount of Tetrathionate Brilliant Green Bile Broth Medium and incubate for 18-24 hours at 35-37°C. (selective enrichment).
3. Further streak onto differential medium for isolation and identification.

### Results

Refer appropriate references and test procedures for interpretation of results.





## PRODUCT SPECIFICATION SHEET

---

### Storage

Store the sealed bottle containing the dehydrated medium at 10- 30°C. Once opened and recapped, place container in a low humidity environment at the same storage temperature. Protect from moisture and light.

### Expiration

Refer to the expiration date stamped on the container. The dehydrated medium should be discarded if not free flowing, or if the appearance has changed from the original color. Expiry applies to medium in its intact container when stored as directed.

### Limitations of the Procedure

1. Tetrathionate Brilliant Green Bile Broth is not suitable for growth of *Salmonella typhi* and *Salmonella paratyphi*.
2. For identification, organisms must be in pure culture. Morphological, biochemical and/or serological tests should be performed for final identification.
3. Consult appropriate texts for detailed information and recommended procedures.

### Packaging

**Product Name : Tetrathionate Brilliant Green Bile Broth Medium**

**Product Code : DM712I**

**Available Pack sizes : 500gm References**

1. Mueller L., 1923, C. R. Soc. Biol., (Paris), 89, 434.
2. Kauffman F., 1930, Hyg. Abt. I. Orig., 113, 148.
3. Kauffman F., 1935, Z. Hyg. Infektionskr., 117, 26.
4. Murray P. R., Baron J. H., Pfaller M. A., Jorgensen J. H. and Tenover F. C., (Ed.). 2003, Manual of Clinical Microbiology, 8th Ed., American Society for Microbiology, Washington, D.C.
5. Indian Pharmacopoeia, 2007, Vol. II, Published by the Controller of Publications, New Delhi, Government of India, Ministry of Health and Family Welfare.

### Further Information

For further information please contact your local MICROMASTER Representative.



**MICROMASTER LABORATORIES PRIVATE LIMITED**

Unit 38/39, Kalpataru Industrial Estate,  
Near Runwal Estate, Behind 'R-Mall' ,Ghodbunder Raod,  
Thane (W) - 400607. M.S. INDIA.

Ph: +91-22-25895505, 4760, Cell: 9320126789.

Email: [micromaster@micromasterlab.com](mailto:micomaster@micromasterlab.com)




[sales@micromasterlab.com](mailto:sales@micromasterlab.com)

DM712IPSS,QAD/FR/024,Rev.00/01.01.2018





## PRODUCT SPECIFICATION SHEET

Prepared By	Checked By	Approved By
 01.01.2018	 01.01.2018	 01.01.2018
Microbiologist	Head Quality Control	Head Quality Assurance

### Disclaimer :

All Products conform exclusively to the information contained in this and other related Micromaster Publications. Users must ensure that the product(s) is appropriate for their application, prior to use. The information published in this publication is based on research and development work carried out in our laboratory and is to the best of our knowledge true and accurate. Micromaster Laboratories Pvt Ltd reserves the right to make changes to specifications and information related to the products at any time. Products are intended for laboratory, diagnostic, research or further manufacturing use only and not for human or animal or therapeutic use, unless otherwise specified. Statements included herein should not be considered as a warranty of any kind, expressed or implied, and no liability is accepted for infringement of any patents.

