



PRODUCT SPECIFICATION SHEET

Actinomyces Broth (DM559)

Intended Use

Actinomyces broth (DM559) is recommended for cultivating and maintaining anaerobic *Actinomyces* species.

Product Summary and Explanation

Actinomyces are gram-positive bacteria, acid-fast cells, which show marked chemical and morphological diversity but form a distinct evolutionary line of organisms that range from coccoid and pleomorphic forms to branched filaments.⁽¹⁾ Although some genera are important to human medicine, most of the actinomycetes are part of the indigenous flora of soil, water and vegetation. *Actinomyces* development leads to the formation of volatile metabolites.⁽²⁾ *Actinomyces* may impart a musty odor to water or a muddy flavor to fish.⁽³⁾ *Actinomyces* can cause massive growths which will form a thick foam in the activated sludge process, causing a disruption in wastewater treatment.^(4,5) Actinomyces Broth is a basic medium modified from the Actinomyces Maintenance Medium of Pine and Watson.⁽⁶⁾ Actinomyces Agar/Broth is further modified and is recommended for the cultivation and maintenance of anaerobic *Actinomyces* species.⁽⁷⁾

Principles of the Procedure

Actinomyces Agar contains beef heart infusion, tryptose, casein enzymic hydrolysate, starch serves as sources of carbon, nitrogen, sulphur and other growth factors. Yeast extract provides vitamins and dextrose is an energy source. The metallic salts provide essential electrolytes and minerals.

Formula / Liter

Ingredients	Gms / Liter
Beef heart infusion, solids	10.00
Tryptose	10.00
Casein enzymic hydrolysate	4.00
Yeast extract	5.00
Dextrose	5.00
L-Cysteine hydrochloride	1.00
Starch, soluble	1.00
Sodium chloride	5.00
Monopotassium phosphate	15.00
Ammonium sulphate	1.00
Magnesium sulphate	0.20
Calcium chloride	0.02
Final pH: 7.2 ± 0.2 at 25°C	
Formula may be adjusted and/or supplemented as required to meet performance specifications	

Precautions

1. For Laboratory Use only.
2. IRRITANT. Irritating to eyes, respiratory system, and skin.

Directions

1. Suspend 57.22 grams of the medium in one liter of distilled water.
2. Heat if necessary, to dissolve the medium completely.
3. Distribute into tubes or flasks.
4. Autoclave at 121°C, 15 psi pressure, for 15 minutes / validated cycle.





PRODUCT SPECIFICATION SHEET

Quality Control Specifications

Dehydrated Appearance	Cream to yellow homogeneous free flowing powder
Prepared Medium	Yellow to light amber coloured slightly solution with a slight precipitate forms in tubes
Reaction of 5.72% Solution	pH : 7.2 ± 0.2 at 25°C
Gel Strength	Not Applicable

Expected Cultural Response : Cultural characteristics observed after an incubation at 25-30°C for 40-72 hours.(*-incubated anaerobically)

Sr. No.	Organisms	Results to be achieved
		Growth
1.	<i>*Actinomyces israelii ATCC 10049</i>	good-luxuriant
2.	<i>Streptomyces achromogenes ATCC 12767</i>	good-luxuriant
3.	<i>Streptomyces albus subsp albus ATCC 3004</i>	good-luxuriant
4.	<i>Streptomyces lavendulae ATCC 8664</i>	good-luxuriant
5.	<i>*Actinomyces bovis ATCC 13683</i>	good-luxuriant

The organisms listed are the minimum that should be used for quality control testing.

Test Procedure

Refer appropriate references for specific test procedures.

Results

Refer appropriate references and test procedures for interpretation of results.

Storage

Store the sealed bottle containing the dehydrated medium at 10 - 30°C. Once opened and recapped, place container in a low humidity environment at the same storage temperature. Protect from moisture and light.

Expiration

Refer to the expiration date stamped on the container. The dehydrated medium should be discarded if not free flowing, or if the appearance has changed from the original color. Expiry applies to medium in its intact container when stored as directed.

Limitations of the Procedure

1. For identification, organisms must be in pure culture. Morphological, biochemical and/or serological tests should be performed for final identification.
2. Consult appropriate texts for detailed information and recommended procedures.

Packaging

Product Name : Actinomyces Broth

Product Code : DM559

Available Pack sizes : 500gm





PRODUCT SPECIFICATION SHEET

References

1. Collee J. G., Fraser A. G., Marmion B. P., Simmons A., (Eds.), Mackie and McCartney, Practical Medical Microbiology, 1996, 14th Edition, Churchill Livingstone.
2. Adams B. A., 1929, Water and Water Eng., 31:327.
3. Eaton A. D., Clesceri L. S. and Greenberg A. W., (Eds.), 2005, Standard Methods for the Examination of Water and Wastewater, 21st Ed., APHA, Washington, D.C.
4. Lechevalier H. A., 1975, Environ. Protection Technol. Ser., EPA-600/ 2-75-031, U. S. Environmental Protection Agency, Cincinnati, Ohio.
5. Lechevalier M. P., and Lechevalier H. A., 1974, Int. J. Syst.Bacteriol., 24:278.
6. Pine L., and Watson S. J., 1959, J. Lab. Clin. Med., 54(1), 10.
7. Ajello L., Georg L. K., Kaplan W. and Kaufman L., 1963, CDC Lab Manual Med. Mycology, PHS Publication No. 994, CDC, Washington D.C.

Further Information

For further information please contact your local MICROMASTER Representative.



MICROMASTER LABORATORIES PRIVATE LIMITED

DM559 PSS,QAD/FR/024,Rev.00/01.01.2018

Unit 38/39, Kalpataru Industrial Estate,




Near Runwal Estate, Behind 'R-Mall' ,Ghodbunder Raod,

Thane (W) - 400607. M.S. INDIA.

Ph: +91-22-25895505, 4760, Cell: 9320126789.

Email: micromaster@micromasterlab.com

sales@micromasterlab.com

Prepared By	Checked By	Approved By
 01.01.2018	 01.01.2018	 01.01.2018
Microbiologist	Head Quality Control	Head Quality Assurance

Disclaimer :

All Products conform exclusively to the information contained in this and other related Micromaster Publications. Users must ensure that the product(s) is appropriate for their application, prior to use. The information published in this publication is based on research and development work carried out in our laboratory and is to the best of our knowledge true and accurate. Micromaster Laboratories Pvt Ltd reserves the right to make changes to specifications and information related to the products at any time. Products are intended for laboratory, diagnostic, research or further manufacturing use only and not for human or animal or therapeutic use, unless otherwise specified. Statements included herein should not be considered as a warranty of any kind, expressed or implied, and no liability is accepted for infringement of any patents.

