



PRODUCT SPECIFICATION SHEET

Lactic Bacteria Differential Broth (DM403)

Intended Use

Lactic Bacteria Differential Broth (DM403) is recommended for differentiation of homo-fermentative and hetero-fermentative lactic acid bacteria.

Product Summary and Explanation

Lactic acid bacteria are gram-positive, rod-shaped, non-spore forming bacteria. Lactic acid bacteria can be divided into two groups based upon the products produced from the fermentation of glucose. Heterofermentative lactic acid bacteria produce CO_2 , lactic acid, acetic acid, ethanol and mannitol. Homofermentative lactic acid bacteria produce only lactic acid. These bacteria have limited biosynthetic ability, requiring preformed amino acids, B vitamins, purines, pyrimidines and typically a sugar as carbon and energy source. McDonald et al⁽¹⁾ developed Lactic Bacteria Differential Broth for differentiation of homofermentative Lactobacilli and heterofermentative Streptococci. Lactobacilli and Streptococci are used as starter cultures in food and dairy industry. Streptococci grow first and produce metabolites, lowering redox potential which enables Lactobacilli to grow. Lactobacilli synthesize products which stimulate growth of Streptococci.

Principles of the Procedure

Lactic Bacteria Differential Broth contains casein acid hydrolysates, papaic digest of soyabean meal and yeast extract which provides all the necessary nutrients including vitamins, carbonaceous and nitrogenous substances for the growth of lactic bacteria. Fructose is the fermentable carbohydrate in the medium. Monopotassium phosphate acts as a buffering agent. Bromo cresol green is the pH indicator.

Formula / Liter

Ingredients	Gms / Liter
Casein enzymic hydrolysate	10.00
Papaic digest of soyabean meal	1.50
Casein acid hydrolysate	3.00
Yeast extract	1.00
Fructose	2.50
Monopotassium phosphate	2.50
Bromocresol green	0.055
Final pH : 7.0 ± 0.2 at 25°C	
Formula may be adjusted and/or supplemented as required to meet performance specifications	

Precautions

1. For Laboratory Use only.
2. IRRITANT. Irritating to eyes, respiratory system, and skin.

Directions

1. Suspend 20.56 grams of the medium in one liter of distilled water. Add 1 gram of polysorbate 80.
2. Heat if necessary to dissolve the medium completely.





PRODUCT SPECIFICATION SHEET

- Autoclave at 121°C, 15 psi pressure, for 15 minutes / validated cycle.
- Mix well and dispense as desired.

Quality Control Specifications

Dehydrated Appearance	Light yellow to bluish grey homogeneous free flowing powder
Prepared Medium	Blue coloured clear solution in tubes
Reaction of 2.06% Solution	pH : 7.0 ± 0.2 at 25°C
Gel Strength	Not Applicable

Expected Cultural Response: Cultural characteristics observed after an incubation at 35-37°C for 18-48 hours.

Sr. No.	Organisms	Results to be achieved		
		Inoculum (CFU)	Growth	Colour of medium
1.	<i>Lactobacillus casei</i> ATCC 9595	50 -100	good-luxuriant	green
2.	<i>Lactobacillus plantarum</i> ATCC 8014	50 -100	good-luxuriant	green
3.	<i>Streptococcus thermophilus</i> ATCC 14485	50 -100	good-luxuriant (incubated at 45°C)	bluish-green
4.	<i>Streptococcus cremoris</i> ATCC 19257	50 -100	good -luxuriant (incubated at 30°C)	blue

The organisms listed are the minimum that should be used for quality control testing.

Test Procedure

Refer to appropriate references for standard test procedures.

Results

- Homofermentative lactic acid bacteria produce lactic acid from fructose and are indicated by yellow colour formation. Heterofermentative lactic acid bacteria induce lesser acidification and thus vary in the colour formation by the indicator in the medium.
- Refer to appropriate references and test procedures for interpretation of results.

Storage

Store the sealed bottle containing the dehydrated medium at 10 - 30°C. Once opened and recapped, place container in a low humidity environment at the same storage temperature. Protect from moisture and light.

Expiration

Refer to the expiration date stamped on the container. The dehydrated medium should be discarded if not free flowing, or if the appearance has changed from the original color. Expiry applies to medium in its intact container when stored as directed.

Limitations of the Procedure

- For identification, organisms must be in pure culture. Morphological, biochemical and/or serological tests should be performed for final identification.
- Consult appropriate texts for detailed information and recommended procedures.

Packaging





PRODUCT SPECIFICATION SHEET

Product Name : Lactic Bacteria Differential Broth

Product Code : DM403

Available Pack sizes : 500gm

References

1. McDonald L.C., McFecters R.F., Daeschel M.A. and Fleming H.P., 1987, Appl. Environ. Microbiol., 53:1382.

Further Information

For further information please contact your local MICROMASTER Representative.



MICROMASTER LABORATORIES PRIVATE LIMITED




DM403PSS,QAD/FR/024,Rev.00/01.01.2018

Unit 38/39, Kalpataru Industrial Estate,

Off G.B. Road, Near 'R-Mall', Thane (W) - 400607. M.S. INDIA.

Ph: +91-22-25895505, 4760, 4681. Cell: 9320126789.

Email: micromaster@micromasterlab.com

Prepared By	Checked By	Approved By
 01.01.2018	 01.01.2018	 01.01.2018
Microbiologist	Head Quality Control	Head Quality Assurance

Disclaimer :

All Products conform exclusively to the information contained in this and other related Micromaster Publications. Users must ensure that the product(s) is appropriate for their application, prior to use. The information published in this publication is based on research and development work carried out in our laboratory and is to the best of our knowledge true and accurate. Micromaster Laboratories Pvt Ltd reserves the right to make changes to specifications and information related to the products at any time. Products are intended for laboratory, diagnostic, research or further manufacturing use only and not for human or animal or therapeutic use, unless otherwise specified. Statements included herein should not be considered as a warranty of any kind, expressed or implied, and no liability is accepted for infringement of any patents.

