



PRODUCT SPECIFICATION SHEET

Micro Vitamin Test Inoculum Broth (DM166)

Intended Use

Micro Vitamin Test Inoculum Broth (DM166) is recommended for inoculum preparation of *Lactobacilli* used in microbiological assays of vitamins.

Product Summary and Explanation

Lactobacillus is a genus of gram-positive facultative anaerobic or microaerophilic rod-shaped bacteria. They are a major part of the lactic acid bacteria group. They are common and usually benign. Many species are prominent in decaying plant material. The lactic acid bacteria are so named because most of its members convert lactose and other sugars to lactic acid. Production of lactic acid makes its environment acidic which inhibits the growth of some harmful bacteria. *Lactobacillus* species grow poorly on non-selective culture media and require special nutrients. Generally three types of media are used in microbiological assays namely maintenance media, inoculum /cultivation media and the test assay media.

Micro Vitamin Test Inoculum Broth is used for carrying stock cultures of and other test organisms used in microbiological assays.⁽¹⁾ The routine cultivation of *Lactobacilli* in microbiological assays of vitamins and in inoculum preparation for assays can also be done using this medium.

Principles of the Procedure

Micro Vitamin Test Inoculum Broth contains peptic digest of animal tissue and yeast extract which provide nitrogen, sulphur, vitamins and other essential nutrients required for growth of organisms. Dextrose is the carbon and energy source. Polysorbate 80 is the fatty acid source. Monopotassium phosphate acts as a buffering agent.

Formula / Liter

Ingredients	Gms / Liter
Yeast extract	20.00
Proteose peptone	5.00
Dextrose	10.00
Monopotassium phosphate	2.00
Polysorbate 80	0.10
Final pH: 6.7 ± 0.2 at 25°C	
Formula may be adjusted and/or supplemented as required to meet performance specifications	

Precautions

1. For Laboratory Use only.
2. IRRITANT. Irritating to eyes, respiratory system, and skin.

Directions

1. Suspend 37.1 grams of the medium in one liter of distilled water.
2. Heat if necessary to dissolve the medium completely.
3. Dispense and autoclave at 121°C, 15 psi pressure, for 15 minutes / validated cycle.

Quality Control Specifications

Dehydrated Appearance	Cream to yellow homogeneous free flowing powder
Prepared Medium	Light yellow coloured clear solution in tubes
Reaction of 3.71% Solution	pH : 6.7 ± 0.2 at 25°C
Gel Strength	Not Applicable





PRODUCT SPECIFICATION SHEET

Expected Cultural Response: Cultural characteristics observed after an incubation at 35-37°C for 24-48 hours.

Sr. No.	Organisms	Results to be achieved	
		Inoculum (CFU)	Growth
1.	<i>Lactobacillus casei</i> ATCC 9595	50 -100	good-luxuriant
2.	<i>Lactobacillus viridescens</i> ATCC 12706	50 -100	good-luxuriant
3.	<i>Lactobacillus leichmanni</i> ATCC 7830	50 -100	good-luxuriant
4.	<i>Lactobacillus plantarum</i> ATCC 8014	50 -100	good-luxuriant

The organisms listed are the minimum that should be used for quality control testing.

Test Procedure

1. Stock cultures are prepared by stab inoculation in triplicates. One is used for preparation of stock cultures while others are used for inoculum preparation for assays. Transfer of cultures should be made at weekly or biweekly intervals.
2. Suspend a 16-24 hours culture of Lactobacilli from Micro Vitamin Test Culture Agar into Micro Vitamin Test Inoculum Broth.
3. After an incubation at 35-37°C for 18-24 hours, centrifuge the culture and decant the supernatant. Re-suspend the centrifuged cells in 10 ml of sterile saline suspension. Repeat the washing two more times. Dilute the washed cell suspension with basal assay medium or as desired to obtain the required density of cells.
4. For procedure of Vitamin Assay, refer standard references.⁽²⁾

Results

Refer appropriate references and test procedures for interpretation of results.

Storage

Store the sealed bottle containing the dehydrated medium at 10 - 30°C. Once opened and recapped, place container in a low humidity environment at the same storage temperature. Protect from moisture and light.

Expiration

Refer to the expiration date stamped on the container. The dehydrated medium should be discarded if not free flowing, or if the appearance has changed from the original color. Expiry applies to medium in its intact container when stored as directed.

Limitations of the Procedure

1. For identification, organisms must be in pure culture. Morphological, biochemical and/or serological tests should be performed for final identification.
2. Consult appropriate texts for detailed information and recommended procedures.

Packaging

Product Name : Micro Vitamin Test Inoculum Broth

Product Code : DM166

Available Pack sizes : 100gm





PRODUCT SPECIFICATION SHEET

References

1. Atlas R. M., 1993, Handbook of Microbiological Media, Parks L.C., (Ed.), CRC Press, Inc.
2. Horwitz, (Ed.), 2000, Official Methods of Analysis of AOAC International, 17th Ed., Vol. I, AOAC International, Gaithersburg, Md.

Further Information

For further information please contact your local MICROMASTER Representative.






MICROMASTER LABORATORIES PRIVATE LIMITED

DM166PSS,QAD/FR/024,Rev.00/01.01.2018

Unit 38/39, Kalpataru Industrial Estate,
Off G.B. Road, Near 'R-Mall', Thane (W) - 400607. M.S. INDIA.
Ph: +91-22-25895505, 4760, 4681. Cell: 9320126789.

Email: micromaster@micromasterlab.com
sales@micromasterlab.com

Prepared By	Checked By	Approved By
		
Microbiologist	Head Quality Control	Head Quality Assurance

Disclaimer :

All Products conform exclusively to the information contained in this and other related Micromaster Publications. Users must ensure that the product(s) is appropriate for their application, prior to use. The information published in this publication is based on research and development work carried out in our laboratory and is to the best of our knowledge true and accurate. Micromaster Laboratories Pvt Ltd reserves the right to make changes to specifications and information related to the products at any time. Products are intended for laboratory, diagnostic, research or further manufacturing use only and not for human or animal or therapeutic use, unless otherwise specified. Statements included herein should not be considered as a warranty of any kind, expressed or implied, and no liability is accepted for infringement of any patents.





PRODUCT SPECIFICATION SHEET

