



## PRODUCT SPECIFICATION SHEET

### Lactobacillus MRS Broth (MRS Broth) (DM141)

#### Intended Use

Lactobacillus MRS Broth (MRS Broth) (DM141) is recommended for cultivation of Lactobacilli.

#### Product Summary and Explanation

*Lactobacilli* are a major part of the lactic acid bacteria group, named as such because most of its members convert lactose and other sugars to lactic acid. In humans they are present in the vagina and the gastrointestinal tract, where they make up a small portion of the gut flora.<sup>(1)</sup> They are usually benign, except in the mouth where they have been associated with cavities and tooth decay (dental caries). The production of lactic acid makes its environment acidic, which inhibits the growth of some harmful bacteria.

Lactobacilli MRS Broth is based on the formulation of deMan, Rogosa and Sharpe<sup>(2)</sup> with slight modification. This medium supports luxuriant growth of all Lactobacilli from oral cavity,<sup>(2)</sup> dairy products,<sup>(3)</sup> foods,<sup>(4)</sup> faeces<sup>(5)</sup> and other sources.<sup>(6)</sup>

#### Principles of the Procedure

Lactobacilli MRS Broth contains proteose peptone and beef extract supply nitrogen, carbon and other nutrients necessary for growth of microorganisms. Yeast extract provides vitamin B complex. Dextrose is the fermentable carbohydrate and an energy source. Polysorbate 80 contributes to fatty acids required for the metabolism of *Lactobacilli*. Sodium acetate and ammonium citrate inhibit *Streptococci*, moulds and many other microorganisms. Magnesium sulphate and manganese sulphate provide essential ions for multiplication of lactobacilli. Dipotassium phosphate provides good buffering action in the media.

#### Formula / Liter

Ingredients	Gms / Liter
Proteose peptone	10.00
Beef extract	10.00
Yeast extract	5.00
Dextrose	20.00
Polysorbate 80	1.00
Ammonium citrate	2.00
Sodium acetate	5.00
Magnesium sulphate	0.10
Manganese sulphate	0.05
Dipotassium phosphate	2.00
Final pH: 6.5 ± 0.2 at 25°C	
Formula may be adjusted and/or supplemented as required to meet performance specifications	

#### Precautions

1. For Laboratory Use only.
2. IRRITANT. Irritating to eyes, respiratory system, and skin.

#### Directions

1. Suspend 55.15 grams of the medium in one liter of distilled water.
2. Heat to boiling, to dissolve the medium completely.
3. Distribute in tubes, bottles or flasks as desired.
4. Autoclave at 121°C, 15 psi pressure, for 15 minutes / validated cycle.





## PRODUCT SPECIFICATION SHEET

### Quality Control Specifications

Dehydrated Appearance	Cream to yellow homogeneous free flowing powder
Prepared Medium	Medium amber coloured, clear to slightly opalescent solution in tubes
Reaction of 5.51% Solution	pH : 6.5 ± 0.2 at 25°C
Gel Strength	Not Applicable

**Expected Cultural Response:** Cultural characteristics observed after an incubation at 35-37°C for 18-24 hours or longer (with 5% CO<sub>2</sub>).

Sr. No.	Organisms	Results to be achieved	
		Inoculum (CFU)	Growth
1.	<i>Lactobacillus fermentum ATCC 9338</i>	50 - 100	good-luxuriant
2.	<i>Lactobacillus leichmannii ATCC 7830</i>	50 - 100	good-luxuriant
3.	<i>Lactobacillus plantarum ATCC 8014</i>	50 - 100	good-luxuriant
4.	<i>Lactobacillus casei ATCC 9595</i>	50 - 100	good-luxuriant

The organisms listed are the minimum that should be used for quality control testing.

### Test Procedure

1. Inoculate the sample directly into Lactobacilli MRS Broth.
2. Incubate broth tubes at 35-37°C for 3 days, in an aerobic atmosphere.
3. Subculture growth in broth tubes to appropriate solid media.

### Results

1. Lactobacilli appear as turbidity in Lactobacilli MRS Broth.
2. Growth may be sub-cultured onto the appropriate media for use in additional procedures.
3. Refer to appropriate references for recommendations on the culture of *Lactobacillus* spp.

### Storage

Store the sealed bottle containing the dehydrated medium at 10 - 30°C. Once opened and recapped, place container in a low humidity environment at the same storage temperature. Protect from moisture and light.

### Expiration

Refer to the expiration date stamped on the container. The dehydrated medium should be discarded if not free flowing, or if the appearance has changed from the original color. Expiry applies to medium in its intact container when stored as directed.

### Limitations of the Procedure

1. Organisms other than lactobacilli may grow in these media.
2. For identification, organisms must be in pure culture. Morphological, biochemical and/or serological tests should be performed for final identification.
3. Consult appropriate texts for detailed information and recommended procedures.

### Packaging

Product Name : Lactobacillus MRS Broth (MRS Broth)

Product Code : DM141

Available Pack sizes : 100gm/ 500gm





## PRODUCT SPECIFICATION SHEET

### References

1. Dicks, LMT; M. Silvester; PA Lawson; MD Collins (2000). *International Journal of Systematic and Evolutionary Microbiology* (Society for General Microbiology) 50 (3): 1253-8.
2. deMan J., Rogosa M. and Sharpe M., 1960, *J. Appl. Bacteriol.*, 23:130.
3. Marshall R.T. (Ed.), 1992, *Standard Methods for the Examination of Dairy Products*, 16th ed., APHA, Washington, D.C.
4. Downes F.P. and Ito K., (Eds.), 2001, *Compendium of Methods for the Microbiological Examination of Foods*, 4<sup>th</sup> Ed., APHA, Washington, D.C.
5. Sabine and Vaselekos, 1965, *Nature*, 206:960.
6. MacFaddin J., 1985, *Media for Isolation-Cultivation-Identification-Maintenance of Medical Bacteria*, Vol.1, Williams and Wilkins, Baltimore.

### Further Information

For further information please contact your local MICROMASTER Representative.



**MICROMASTER LABORATORIES PRIVATE LIMITED**

DM141PSS,QAD/FR/024,Rev.00/01.01.2018




Unit 38/39, Kalpataru Industrial Estate,

Off G.B. Road, Near 'R-Mall', Thane (W) - 400607. M.S. INDIA.

Ph: +91-22-25895505, 4760, 4681. Cell: 9320126789.

Email: [micromaster@micromasterlab.com](mailto:micromaster@micromasterlab.com)

[sales@micromasterlab.com](mailto:sales@micromasterlab.com)

Prepared By	Checked By	Approved By
		
Microbiologist	Head Quality Control	Head Quality Assurance

### Disclaimer :

All Products conform exclusively to the information contained in this and other related Micromaster Publications. Users must ensure that the product(s) is appropriate for their application, prior to use. The information published in this publication is based on research and development work carried out in our laboratory and is to the best of our knowledge true and accurate. Micromaster Laboratories Pvt Ltd reserves the right to make changes to specifications and information related to the products at any time. Products are intended for laboratory, diagnostic, research or further manufacturing use only and not for human or animal or therapeutic use, unless otherwise specified. Statements included herein should not be considered as a warranty of any kind, expressed or implied, and no liability is accepted for infringement of any patents.

