



PRODUCT SPECIFICATION SHEET

Columbia Agar (DM063B)

Intended Use

Columbia Agar (DM063B) is recommended for detection of *Clostridium sporogenes* from pharmaceutical products, using the microbial limit testing, in compliance with BP.

Product Summary and Explanation

Ellner et al., from Columbia University in 1966, reported the development of a blood agar formulation, which has been designated as Columbia Agar. Columbia Blood Agar Base is a general-purpose nutritious medium, which was further enriched by the addition of sheep blood.⁽¹⁾ Columbia blood agar base media are typically supplemented with 5-10% sheep, rabbit, or horse blood for use in isolating, cultivating and determining hemolytic reactions of fastidious pathogenic microorganisms. The base achieves the more rapid and luxuriant growth obtained from casein hydrolysate media with the sharply defined hemolytic reactions, more typical colonial morphology and improved pigment production achieved with media containing infusion peptone. Columbia Agar is prepared as per the formulation in BP⁽³⁾ and is in accordance with the microbial limit testing harmonized methodology of USP/BP/EP/JP/IP.^(2,3,4,5,6) This medium is recommended to check the presence of *Clostridium* in non-sterile products like food, dietary, nutritional supplements related products. The genus *Clostridium* belongs to the family Clostridiaceae in the class Clostridia.

Principles of the Procedure

Columbia Agar contains pancreatic digest of casein, meat peptic digest, heart pancreatic digest which supports rapid and luxuriant growth of fastidious as well as non-fastidious organisms. Sodium chloride maintains osmotic balance of medium. Yeast extract serves as a supplier of the B-complex vitamins. Maize starch acts as an energy source and also neutralizes toxic metabolites if produced. It is used in detection of Clostridia from pharmaceutical products. Gentamicin (MS094) inhibits a number of contaminating gram-negative organisms and Staphylococcus species.

Formula / Liter

Ingredients	Gms / Liter
Pancreatic digest of casein	10.00
Meat peptic digest	5.00
Heart pancreatic digest	3.00
Yeast extract	5.00
Maize starch	1.00
Sodium chloride	5.00
Agar	15.00
Final pH: 7.3 ± 0.2 at 25°C	
Formula may be adjusted and/or supplemented as required to meet performance specifications	

Precautions

1. For Laboratory Use only.
2. IRRITANT. Irritating to eyes, respiratory system, and skin.

Directions

1. Suspend 44 grams of the medium in one liter of purified/distilled water.
2. Heat to boiling to dissolve the medium completely.





PRODUCT SPECIFICATION SHEET

3. Autoclave at 121°C, 15 psi pressure, for 15 minutes / validated cycle.
4. Cool to 45-50°C, if required add the rehydrated contents of 1 vial of Gentamicin Selective Supplement (MS094).
5. Mix well before pouring into sterile Petri plates.

Quality Control Specifications

Dehydrated Appearance	Cream to yellow homogeneous free flowing powder
Prepared Medium	Light amber coloured clear to slightly opalescent gel forms in Petri plates
Reaction of % solution	Not Applicable
Gel Strength	Firm, comparable with 1.5% Agar gel (Solidification behaviour : Liquid at 45°C for 2 hours)

Growth Promotion Test

Growth Promotion was carried out in accordance with the harmonized method of BP, and growth was observed under anaerobic conditions after an incubation at 30-35°C for 24-48 hours. Recovery rate is considered as 100% for bacteria growth on Casein Soybean Digest Agar (Soybean Casein Digest Agar).

Growth promoting properties

Growth of microorganism comparable to that previously obtained with previously tested and approved lot of medium occurs at the specified temperature for not more than the shortest period of time specified inoculating ≤ 100 cfu under anaerobic conditions (at 30-35°C for ≤ 48 hours).

Expected Cultural Response:

Sr. No.	Organisms	Results to be achieved				
		Inoculum (CFU)	Growth	Observed Lot value (CFU)	Recovery	Incubation Temperature & Time
	Growth promoting					
1.	<i>Clostridium sporogenes</i> ATCC 19404	50 - 100	good-luxuriant	25 -100	≥ 50 %	30-35°C ≤ 48 hrs
2.	<i>Clostridium sporogenes</i> ATCC 11437	50 - 100	good-luxuriant	25 -100	≥ 50 %	30-35°C ≤ 48 hrs
3.	<i>Bacteroides vulgates</i> ATCC 8482	50 - 100	good-luxuriant	25 -100	≥ 50 %	30-35°C ≤ 48 hrs
	Test for Clostridia					
4.	<i>Clostridium sporogenes</i> ATCC 19404	50 - 100	good-luxuriant	25 -100	≥ 50 %	30-35°C ≤ 48 hrs
5.	<i>Clostridium sporogenes</i> ATCC 11437	50 - 100	good-luxuriant	25 -100	≥ 50 %	30-35°C ≤ 48 hrs
	Additional Microbiological testing					
6.	<i>Clostridium perfringens</i> ATCC 13124	50 - 100	good-luxuriant	25 -100	≥ 50 %	30-35°C ≤ 48 hrs
7.	<i>Bacteroides fragilis</i> ATCC 23745	50 - 100	good-luxuriant	25 -100	≥ 50 %	30-35°C ≤ 48 hrs

The organisms listed are the minimum that should be used for quality control testing.





PRODUCT SPECIFICATION SHEET

Test Procedure

1. The product to be examined is initially enriched in Reinforced medium for clostridia. This medium contains 0.05% Agar and cysteine, which creates anaerobic conditions, thereby allowing anaerobic organisms to grow.
2. The enriched sample is then subcultured on Columbia Agar. Columbia Agar is used as a base for media containing blood and for selective media formulations in which different combinations of antimicrobial agents are used as additives.
3. Refer to appropriate references for standard test procedures.

Results

Clostridia grow under anaerobic conditions as gram positive rods giving a catalase negative test. Further confirmation is carried out by identification tests. Refer to appropriate references and standard test procedures for interpretation of results.

Storage

Store the sealed bottle containing the dehydrated medium at 10 - 30°C. Once opened and recapped, place container in a low humidity environment at the same storage temperature. Protect from moisture and light.

Expiration

Refer to the expiration date stamped on the container. The dehydrated medium should be discarded if not free flowing, or if the appearance has changed from the original color. Expiry applies to medium in its intact container when stored as directed.

Limitations of the Procedure

1. For identification, organisms must be in pure culture. Morphological, biochemical and/or serological tests should be performed for final identification.
2. Consult appropriate texts for detailed information and recommended procedures.

Packaging

Product Name : Columbia Agar

Product Code : DM063B

Available Pack sizes : 100gm/500gm

References

1. Ellner, Stoessel, Drakeford and Vasi, 1966, Am. J. Clin. Pathol., 45:502.
2. The United States Pharmacopoeia, 2011, The United States Pharmacopoeial Convention, Rockville, MD.
3. British Pharmacopoeia, 2011, The Stationery office British Pharmacopoeia.
4. European Pharmacopoeia, 2011, European Dept. for the quality of Medicines.
5. Japanese Pharmacopoeia, 2008. Revision : 1 / 2011.
6. Indian Pharmacopoeia, 2010, Govt. of India, the Controller of Publication, New Delhi.

Further Information

For further information please contact your local MICROMASTER Representative.





PRODUCT SPECIFICATION SHEET



MICROMASTER LABORATORIES PRIVATE LIMITED

DM063BPSS,QAD/FR/024,Rev.00/01.01.2018




Unit 38/39, Kalpataru Industrial Estate,

Off G.B. Road, Near 'R-Mall', Thane (W) - 400607. M.S. INDIA.

Ph: +91-22-25895505, 4760, 4681. Cell: 9320126789.

Email: micromaster@micromasterlab.com

sales@micromasterlab.com

	Checked By	Approved By
 01.01.2018	 01.01.2018	 01.01.2018
Microbiologist	Head Quality Control	Head Quality Assurance

Disclaimer :

All Products conform exclusively to the information contained in this and other related Micromaster Publications. Users must ensure that the product(s) is appropriate for their application, prior to use. The information published in this publication is based on research and development work carried out in our laboratory and is to the best of our knowledge true and accurate. Micromaster Laboratories Pvt Ltd reserves the right to make changes to specifications and information related to the products at any time. Products are intended for laboratory, diagnostic, research or further manufacturing use only and not for human or animal or therapeutic use, unless otherwise specified. Statements included herein should not be considered as a warranty of any kind, expressed or implied, and no liability is accepted for infringement of any patents.

