



PRODUCT SPECIFICATION SHEET

Alkaline Peptone Water (DM009)

Intended Use

Alkaline peptone water is used for the enrichment of vibrio species from infectious material, food, water and other material.

Product Summary and Explanation

Alkaline peptone water is used for the enrichment of vibrio cholera and vibrio species from food, water feces and clinical studies. This medium has been recommended by OMS, APHA⁽¹⁾ and various authors to increase the recovery of vibrio species in fecal material and other samples. Clinical materials containing small numbers of Vibrio should be inoculated into an enrichment medium prior to plating onto a selective medium, such as TCBS Agar (DM253). Alkaline Peptone Water is a suitable enrichment broth for this purpose⁽¹⁻³⁾. The relatively high pH of the medium (approximately 8.4) provides a favourable environment for the growth of *Vibrio*'s. This medium is recommended by APHA⁽⁴⁾ for enrichment of *Vibrio* species from seafood, infectious materials and other clinical specimens such as faeces.⁽⁵⁾

Principles of the Procedure

Alkaline peptone water is pre-enrichment for vibrio species. Vibrio should be inoculated into an enrichment medium prior to plating onto a selective medium. Alkaline peptone water is a suitable enrichment broth for the enrichment of vibrio species.⁽²⁻⁴⁾ High pH of the medium (8.4) provides a suitable environment for the growth of vibrio's. Peptic digest of animal tissue provides nitrogenous, carbonaceous, and other important nutrients. Sodium chloride maintains osmotic equilibrium. The high pH, promotes the growth of vibrio species and suppresses the growth of microbial flora.

Formula / Liter

Ingredients	Gms / Litre
Peptic digest of animal tissue	10.00
Sodium chloride	10.00
Final pH: 8.4 ± 0.2 at 25°C	
Formula may be adjusted and/or supplemented as required to meet performance specifications	

Precautions

1. For Laboratory Use only.
2. IRRITANT. Irritating to eyes, respiratory system, and skin.

Directions

1. Suspend 20 g of the medium in one liter of distilled water.
2. Heat if necessary, to dissolve the medium completely. Distribute into tubes as desired.
3. Autoclave at 121°C , 15 psi pressure, for 15 minutes / validated cycle.

Quality Control Specifications

Dehydrated Appearance	Cream to yellow colored, homogeneous, free flowing powder
Solution	2.0% Solution in Distilled or deionized water is soluble on boiling, Light yellow colored, and very slightly to slightly opalescent.
Prepared Medium	Light yellow colored clear solution without any precipitate
Reaction of 2.0% Solution	pH 8.4 ± 0.2 at 25°C
Gel Strength	Not Applicable





PRODUCT SPECIFICATION SHEET

Expected Cultural Response: Cultural response on Alkaline Peptone Water observed after incubation at 35-37°C for 18-24 hours.

Sr. No.	Organisms	Results to be achieved	
		Inoculum (CFU)	Growth
1.	<i>Vibrio cholerae</i> ATCC 15748	50 -100	luxuriant
2.	<i>Vibrio parahaemolyticus</i> ATCC 17802	50 -100	luxuriant

The organisms listed are the minimum that should be used for quality control testing.

Test Procedure

Add 10 grams of seafood to 90 ml of Alkaline Peptone Water and incubate for upto 18-20 hours at 37°C.

Results

After incubation record growth of organism as follows:

1. Growth in tubes is indicated by turbidity compared to an un-inoculated tube (control).
2. Growth from the enrichment broth is used for plating on selective media.
3. Prolonged incubation will result in growth of the suppressed contaminating organisms to develop ⁽⁶⁾.

Storage

Store the sealed bottle containing the dehydrated medium at 10 - 30°C. Once opened and recapped, place container in a low humidity environment at the same storage temperature. Protect from moisture and light.

Expiration

Refer to the expiration date stamped on the container. The dehydrated medium should be discarded if not free flowing, or if the appearance has changed from the original color. Expiry applies to medium in its intact container when stored as directed.

Limitations of the Procedure

1. For identification, organisms must be in pure culture. Morphological, biochemical and/or serological tests should be performed for final identification.
2. Consult appropriate texts for detailed information and recommended procedures.

Packaging

Product Name : Alkaline peptone water.

Product Code : DM009

Available Pack sizes : 100gm / 500gm

References

1. Gilligan, Janda, Karmali and Miller, 1992, Cumitech 12A, Laboratory Diagnosis of Bacterial Diarrhea, Coord. Ed., Nolte, American Society for Microbiology, Washington, D.C.
2. Forbes B. A., Sahm A. S., and Weissfeld D. F., Bailey & Scotts Diagnostic Microbiology, 10th Ed., 1998, Mosby, Inc., St. Louis, Mo.
3. Isenberg, (Ed.), 1992, Clinical Microbiology Procedures Handbook, Vol. I, American Society for Microbiology, Washington, D.C.
4. Downes F. P. and Ito K., (Eds.), 2001, Compendium of Methods for the Microbiological Examination of Foods, 4th Ed., APHA, Washington, D.C.
5. Cruikshank R., 1968, Medical Microbiol., 11th Ed., Livingstone Ltd., London
6. Finegold S. M. and Martin W. J., 1982, W. J. Bailey and Scotts Diagnostic Microbiol, 6th Ed., C.V. Mosby Co., St. Louis, p. 242





PRODUCT SPECIFICATION SHEET

Further Information




For further information please contact your local MICROMASTER Representative.



MICROMASTER LABORATORIES PRIVATE LIMITED

Unit 38/39, Kalpataru Industrial Estate,
Off G.B. Road, Near 'R-Mall', Thane (W) - 400607. M.S. INDIA.
Ph: +91-22-25895505, 4760, 4681. Cell: 9320126789.
Email: micromaster@micromasterlab.com

QAD/FR/024, Rev.00/01.01.2018

Prepared By	Checked By	Approved By
 01.01.2018	 01.01.2018	 01.01.2018
Microbiologist	Head Quality Control	Head Quality Assurance

Disclaimer :

All Products conform exclusively to the information contained in this and other related Micromaster Publications. Users must ensure that the product(s) is appropriate for their application, prior to use. The information published in this publication is based on research and development work carried out in our laboratory and is to the best of our knowledge true and accurate. Micromaster Laboratories Pvt Ltd reserves the right to make changes to specifications and information related to the products at any time. Products are intended for laboratory, diagnostic, research or further manufacturing use only and not for human or animal or therapeutic use, unless otherwise specified. Statements included herein should not be considered as a warranty of any kind, expressed or implied, and no liability is accepted for infringement of any patents.

