



PRODUCT SPECIFICATION SHEET

Soyabean Casein Digest Agar Plate w/Lecithin and Polysorbate contact plate (γ -irradiated) (Triple Pack) (CP004IT)

Intended Use

Soyabean Casein Digest Agar Plate w/Lecithin and Polysorbate contact plate (γ - irradiated) (CP004IT) is recommended for determining efficiency of sanitization of containers, equipments, surfaces, water miscible cosmetics etc.

Product Summary and Explanation

Soyabean Casein Digest Agar Plate w/Lecithin and Polysorbate may be employed to establish and monitor cleaning techniques and schedules.⁽¹⁻⁴⁾ Collection of "samples" from identical areas before and after treatment with disinfectant yields data useful in evaluating cleaning procedures in environmental sanitation. Tryptone Soyabean Casein Digest Agar Plate w/Lecithin and Polysorbate is recommended for water-miscible cosmetic products containing preservatives.⁽⁵⁾ This medium is used in RODAC (Replicate Organism Detection and Counting) plates⁽⁶⁾ for the detection and enumeration of microorganisms present on surfaces of sanitary importances.^(7,8) The presence and number of microorganisms on a flat impervious surface is determined by the appearance of colonies on the surface of the medium following application to the test surface and incubation.^(9,10)

The RODAC plate has a marked grid to facilitate counting organisms. The RODAC SL (Secure Lid) has three lugs on the base, providing a tight fit between lid and base to reduce accidental contamination. The 100 x 15 mm and the 150 x 15 mm style plates can be used for active and passive air sampling. These plates are also designed for personnel monitoring of finger tips. After counting the colonies, carry out biochemical testing for identification.⁽¹¹⁾

Principles of the Procedure

Soyabean Casein Digest Agar Plate w/Lecithin and Polysorbate contact plate contains casein enzymic hydrolysate and papaic digest of soyabean meal which provides amino acids, long chain peptides and essential nutrients required for the growth of microorganisms. Sodium chloride maintains the osmotic balance. Lecithin and polysorbate 80 (Tween 80) are neutralizers which helps to inactivate residual disinfectants from where the sample is collected. Polysorbate 80 is a neutralizer which helps to neutralize phenolic disinfectants, hexachlorophene, formalin. Lecithin neutralizes quaternary ammonium compounds.

Formula / Liter

Ingredients	Gms / Litre
Casein enzymic hydrolysate	15.00
Papaic digest of soyabean meal	5.00
Sodium chloride	5.00
Lecithin	0.70
Polysorbate 80 (Tween 80)	5.00
Agar	15.00
Formula may be adjusted and/or supplemented as required to meet performance specifications	

Precautions

1. Prepared plated media are For *in vitro* Diagnostic Use or For Laboratory Use as labeled.
2. Directions for use should be read and followed carefully.
3. If excessive moisture is observed, invert the bottom over an off-set lid and allow to air dry in order to prevent formation of a seal between the top and bottom of the plate during incubation.
4. Observe aseptic techniques and established precautions against microbiological hazards throughout all procedures, since it must be assumed that all specimens/samples collected might contain infectious microorganisms.

Product Deterioration





PRODUCT SPECIFICATION SHEET

Do not use plates if they show evidence of microbial contamination, discoloration, drying, cracking or other signs of deterioration.

Directions

Either streak, inoculate or surface spread the test inoculum (50-100 CFU) aseptically on the plate.

Quality Control Specifications

Appearance	Sterile Tryptone Soya Agar w/ Lecithin & Polysorbate 80 in 55 mm contact plates (gamma-irradiated)
Colour	Light yellow coloured medium
Reaction	7.10- 7.50
Quantity of medium	18 ml of medium in 55 mm contact plates

Dose of irradiation : 10.00- 25.00

Sterility Check: Passes release criteria.

Expected Cultural Response: Growth Promotion was observed after an incubation at 30-35°C for 18-24 hours for bacteria and for 20-25°C <=5 days for fungus. Recovery rate is considered 100% for bacteria growth on soya Agar and fungus growth on Sabouraud Dextrose Agar.

Sr. No.	Organisms	Results to be achieved (CFU)					
		Inoculum (CFU)	Growth	Observed Lot value (CFU)	Recovery	Incubation Temperature	Incubation Period
1.	<i>Bacillus subtilis</i> ATCC 6633	50 - 100	luxuriant	35 -100	≥70 %	30 -35 °C	18 -24 hrs
2.	<i>Staphylococcus aureus</i> ATCC 25923	50 - 100	luxuriant	35 -100	≥70 %	30 -35 °C	18 -24 hrs
3.	<i>Staphylococcus aureus</i> ATCC 6538	50 - 100	luxuriant	35 -100	≥70 %	30 -35 °C	18 -24 hrs
4.	<i>Escherichia coli</i> ATCC 25922	50 - 100	luxuriant	35 -100	≥70 %	30 -35 °C	18 -24 hrs
5.	<i>Escherichia coli</i> ATCC 8739	50 - 100	luxuriant	35 -100	≥70 %	30 -35 °C	18 -24 hrs
6.	<i>Escherichia coli</i> NCTC 9002	50 - 100	luxuriant	35 -100	≥70 %	30 -35 °C	18 -24 hrs
7.	<i>Pseudomonas aeruginosa</i> ATCC 27853	50 - 100	luxuriant	35 -100	≥70 %	30 -35 °C	18 -24 hrs
8.	<i>Pseudomonas aeruginosa</i> ATCC 9027	50 - 100	luxuriant	35 -100	≥70 %	30 -35 °C	18 -24 hrs
9.	<i>Salmonella</i> Abony NCTC 6017	50 - 100	luxuriant	35 -100	≥70 %	30 -35 °C	18 -24 hrs
10.	<i>Micrococcus luteus</i> ATCC 9341	50 - 100	luxuriant	35 -100	≥70 %	30 -35 °C	18 -24 hrs
11.	<i>Streptococcus pneumonia</i> ATCC 6305	50 - 100	luxuriant	35 -100	≥70 %	30 -35 °C	18 -24 hrs
12.	<i>Salmonella</i> Typhimurium ATCC 14028	50 - 100	luxuriant	35 -100	≥70 %	30 -35 °C	18 -24 hrs
13.	<i>Candida albicans</i> ATCC 10231	50 - 100	luxuriant	35 -100	≥70 %	30 -35 °C	<=5 d
14.	<i>Candida albicans</i> ATCC 2091	50 - 100	luxuriant	35 -100	≥70 %	30 -35 °C	<=5 d
15.	<i>Aspergillus brasiliensis</i>	50 - 100	good-	25 -70	50-70%	30 -35 °C	<=5 d





PRODUCT SPECIFICATION SHEET

	<i>ATCC 16404</i>		luxuriant				
16.	<i>Aspergillus brasiliensis</i> <i>ATCC 16404</i>	50 - 100	luxuriant	35 -100	≥50 %	20 -25 °C	≤5 d
17.	<i>Candida albicans ATCC 10231</i>	50 - 100	luxuriant	25 -100	≥70 %	20 -25 °C	≤5 d
18.	<i>Candida albicans ATCC 2091</i>	50 - 100	luxuriant	35 -100	≥70 %	20 -25 °C	≤5 d

The organisms listed are the minimum that should be used for quality control testing.

Test Procedure

Refer appropriate references for standard test procedures.

Results

Refer appropriate references and procedures for interpretation of results. After counting the colonies, carry out biochemical testing for identification.

Storage

On receipt, store plates at 15-25°C.

Expiration

Refer to the expiration date stamped on the pack. Prepared plates stored in their original sleeve wrapping at 15-25°C until just prior to use may be inoculated up to the expiration date and incubated for recommended incubation times.

Product Disposal

After use, prepared plates, specimen/sample containers and other contaminated materials must be sterilized before discarding.

Limitations of the Procedure

1. Some diagnostic tests may be performed with the primary plate. However, a pure culture is recommended for the majority of biochemical tests and other identification procedures.
2. Consult appropriate references for further information.

Packing Information

It is triple layered packing containing 10 No. of plates. The plastic bags used for packaging of these products consist of polyethylene/ polyethylene terephthalate. The primary packaging bag contains 5 plates packing with two nos. of a silica gel desiccant bag.

Then these two 5 plates stacks it is packed into second bag which is labeled and then 10plates into tertiary packing.

White cartons are used for packaging the bagged stacks. The sealing seams of the bags are heat-sealed. The bags allow easy opening without the use of sharp objects such as scissors or knives. Bags can be peeled open at the ends of the stacks by tearing apart both plastic films of the bag. Apply aseptic techniques. Once the outer bag is opened, appropriate measures should be used to maintain the sterility of the inner bags and the contents.

Packaging

Product Name : Soyabean Casein Digest Agar Plate w/Lecithin and Polysorbate contact plate

Product Code : CP004IT

Available Pack sizes : γ -irradiated, Triple Pack (Pack of 10 plates)





PRODUCT SPECIFICATION SHEET

References

1. Vesley and Michaelson. 1964. Health Lab. Sci. 1:107.
2. Pryor and McDuff. 1969. Exec. Housekeeper, March.
3. Dell, L. A. 1979. Pharm. Technol. 3:47.
4. Hickey, Beckelheimer and Parrow. 1993. In Marshall (ed.), Standard methods for the examination of dairy products, 16th ed. American Public Health Association, Washington, D.C.
5. Orth. 1993. Handbook of cosmetic microbiology. Marcel Dekker, Inc., New York, N.Y.
6. Hall and Hartnett. 1964. Public Health Rep. 79:1021.
7. Richardson (Ed.), 1985, Standard Methods for the Examination of Dairy Products, 15th ed., APHA, Washington, D.C.
8. MacFaddin J.F., 1985, Media for Isolation-Cultivation-Identification-Maintenance of Medical Bacteria, Vol. I, Williams and Wilkins, Baltimore.
9. McGowan. 1985. In Lennette, Balows, Hausler and Shadomy (ed.), Manual of clinical microbiology, 4th ed. American Society for Microbiology, Washington, D.C.
10. Bryan. 1995. In Murray, Baron, Pfaller, Tenover and Tenover (ed.), Manual of clinical microbiology, 6th ed. American Society for Microbiology, Washington, D.C.
11. Brummer, 1976, Appl. Environ. Microbiol., 32:80.

Further Information




For further information please contact your local MICROMASTER Representative.



MICROMASTER LABORATORIES PRIVATE LIMITED

CP004ITPI, QAD/FR/024, Rev.00/01.01.2018

Unit 38/39, Kalpataru Industrial Estate,
 Off G.B. Road, Near 'R-Mall', Thane (W) - 400607. M.S. INDIA.
 Ph: +91-22-25895505, 4760, 4681. Cell: 9320126789.
 Email: micromaster@micromasterlab.com

Prepared By	Checked By	Approved By
 01.01.2018	 01.01.2018	 01.01.2018
Microbiologist	Head Quality Control	Head Quality Assurance

Disclaimer :

All Products conform exclusively to the information contained in this and other related Micromaster Publications. Users must ensure that the product(s) is appropriate for their application, prior to use. The information published in this publication is based on research and development work carried out in our laboratory and is to the best of our knowledge true and accurate. Micromaster Laboratories Pvt Ltd reserves the right to make changes to specifications and information related to the products at any time. Products are intended for laboratory, diagnostic, research or further manufacturing use only and not for human or animal or therapeutic use, unless otherwise specified. Statements included herein should not be considered as a warranty of any kind, expressed or implied, and no liability is accepted for infringement of any patents.

